

On My Mind

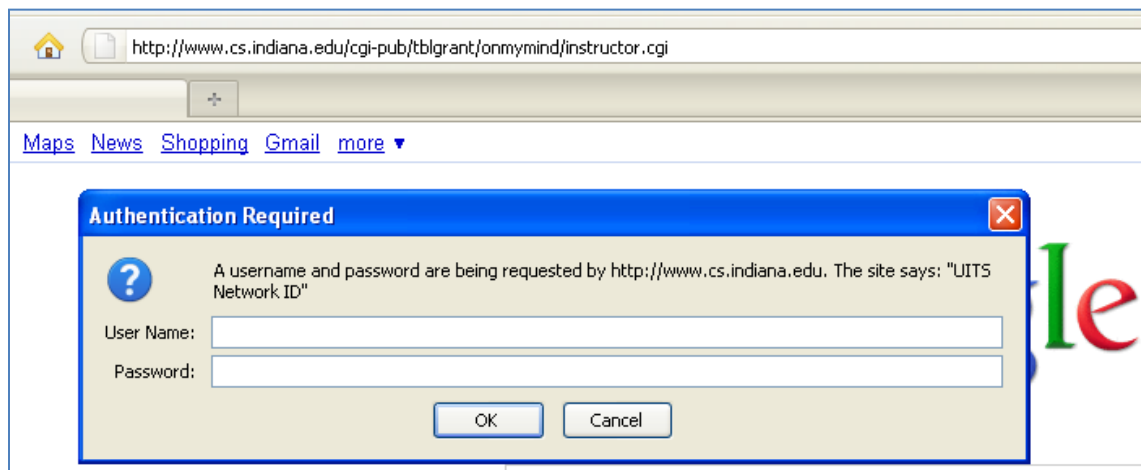
User documentation for the version released Mon Sep 6, 2010 @3:05pm

The Instructor Interface

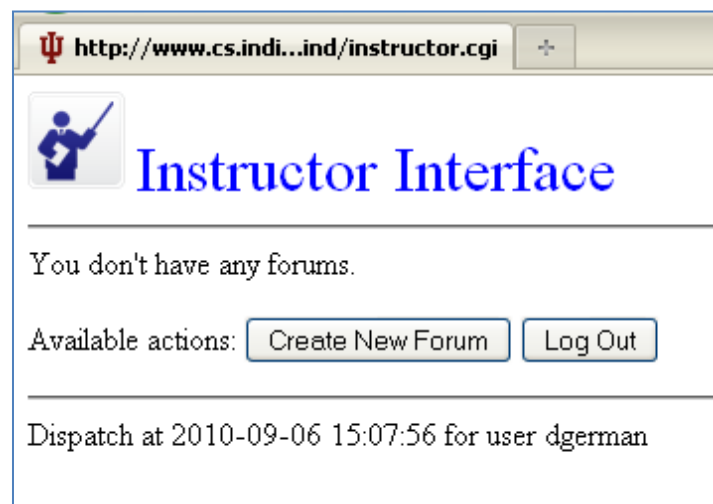
The instructor interface can be found at the following URL:

<http://www.cs.indiana.edu/cgi-pub/tblgrant/onmymind/instructor.cgi>

Once you connect you need to authenticate yourself:



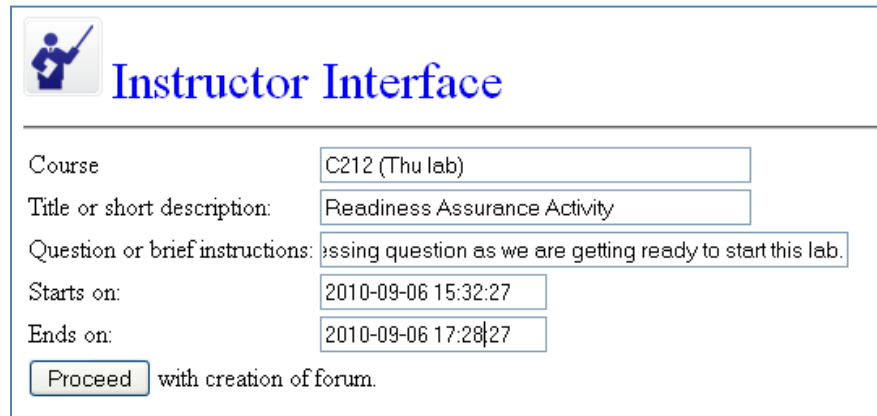
And if the authentication is successful:



If you're new to the system you don't have any forums. You will want to create some.

Instructor Create New Forum

On the screen presented earlier you can click the “Create New Forum” button and that will take you to a screen in which you can define the new forum. Type the information specific to your new forum:

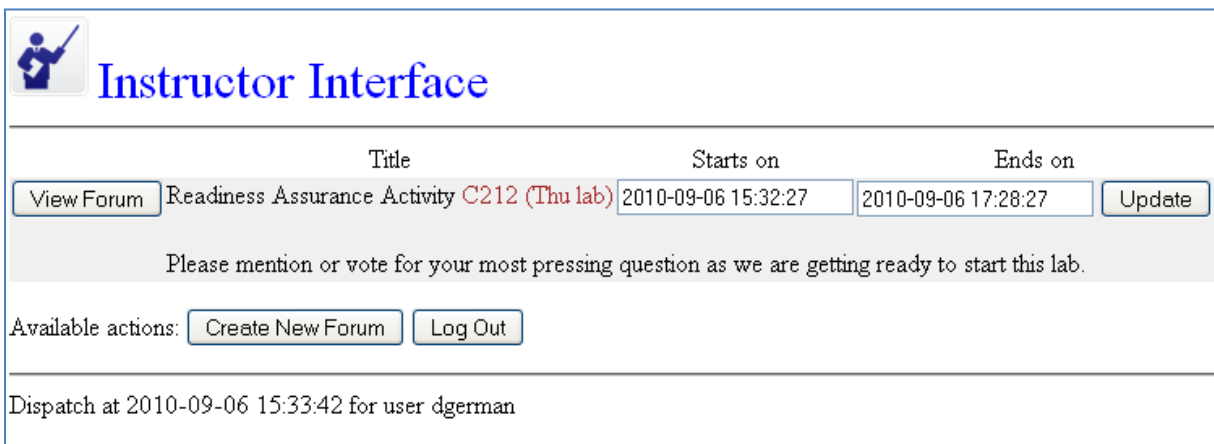


The screenshot shows the 'Instructor Interface' with a form to create a new forum. The form fields are:

- Course: C212 (Thu lab)
- Title or short description: Readiness Assurance Activity
- Question or brief instructions: pressing question as we are getting ready to start this lab.
- Starts on: 2010-09-06 15:32:27
- Ends on: 2010-09-06 17:28:27

Below the form is a 'Proceed' button and the text 'with creation of forum.'

When you press the “Proceed” button you will be informed that the forum has been created:



The screenshot shows the 'Instructor Interface' displaying a list of forums. The table below shows the forum details:

	Title	Starts on	Ends on	
View Forum	Readiness Assurance Activity C212 (Thu lab)	2010-09-06 15:32:27	2010-09-06 17:28:27	Update

Below the table is the text: 'Please mention or vote for your most pressing question as we are getting ready to start this lab.'

Available actions: [Create New Forum](#) [Log Out](#)

Dispatch at 2010-09-06 15:33:42 for user dgerman

From this screen you can:


- view feedback collected in any of your existing forums
- updated individually the dates your forum becomes active or inactive
- you can delete any of your forums (not seen in the picture, which was too wide)
- you can manage co-owners to your forums (also not shown, picture cropped)
- create new forums

Be careful how you updated the dates:

- I'm not checking the format so type with care
- Update buttons work on individual forums (so pushing one changes only the associated pair of times for that forum; it would be a waste of time to modify more than a pair of times at a time).

Instructor View Forum

Once you press the “View Forum” button you will be shown the answers collected thus far:



Instructor Interface

Course, title and other forum information:

Readiness Assurance Activity Course: C212 (Thu lab)

Please mention or vote for your most pressing question as we are getting ready to start this lab.

Here are the answers collected thus far:

No answers collected thus far.

Other actions:

The Student Interface

Location

There are three ways to get to the student interface:

- (a) you specify your instructor’s username and the name of the course
- (b) you specify the instructor’s username (but not the course)
- (c) you don’t specify anything (not the instructor username nor the course)

In the first case the URL is like this:

`http://[...]1/student.cgi?forums=dgerman&course=C212+(Thu+lab)`

In the first case the URL is like this:

`http://[...]1/student.cgi?forums=dgerman`


In the first case the URL is like this:

`http://[...]1/student.cgi`

To show where the program takes you in each of these cases let’s assume that dgerman has created one more forum and that username middendo has created a forum as well. So currently we have three forums in the system. Calling the student interface with a specific request for some instructor’s forums

¹ Stands for: `www.cs.indiana.edu/cgi-pub/tblgrant/onmymind/student.cgi`


(as is the first of the three types of requests we describe above) will show all the active forums that match the criteria. In our case:

 **On My Mind**

	Title	Starts on	Ends on
View Forum	Readiness Assurance Activity C212 (Thu lab)	2010-09-06 15:32:27	2010-09-06 17:28:27
Please mention or vote for your most pressing question as we are getting ready to start this lab.			

Other actions: [Log Out](#) The time is now: 2010-09-06 16:15:24


Only one forum, which happens to be active. If the call had come after 5:38pm no forums would have been retrieved. The second type of requests does not impose a course so likely more forums qualify:

 **On My Mind**

	Title	Starts on	Ends on
View Forum	Readiness Assurance Activity C212 (Fri lab - Natasha)	2010-09-06 15:51:57	2010-09-16 15:51:57
Please mention or vote for your most pressing question as we are getting ready to start this lab.			
View Forum	Readiness Assurance Activity C212 (Thu lab)	2010-09-06 15:32:27	2010-09-06 17:28:27
Please mention or vote for your most pressing question as we are getting ready to start this lab.			

Other actions: [Log Out](#) The time is now: 2010-09-06 16:15:08

Finally if we don't specify even an instructor username:

 **On My Mind**


	Title	Starts on	Ends on
View Forum	Readiness Assurance Activity C212 (Fri lab - Natasha)	2010-09-06 15:51:57	2010-09-16 15:51:57
Please mention or vote for your most pressing question as we are getting ready to start this lab.			
View Forum	Classroom Assessment Techniques E590 Mon Ballantine lecture	2010-09-06 15:50:09	2010-09-06 19:50:09
Mention or vote for the most unconventional CATs you have seen or read.			
View Forum	Readiness Assurance Activity C212 (Thu lab)	2010-09-06 15:32:27	2010-09-06 17:28:27
Please mention or vote for your most pressing question as we are getting ready to start this lab.			

Other actions: [Log Out](#) The time is now: 2010-09-06 16:14:54

So now the student can choose to view a forum.

Student View Forum

When the forum is empty things look as follow:



On My Mind

Title: Readiness Assurance Activity
Course: C212 (Thu lab)
Instructions:

Please mention or vote for your most pressing question as we are getting ready to start this lab.

Information collected thus far:

No answers collected thus far.

New Question:

Press to add new question. Other available actions:



Important Note: it has been suggested that this screen automatically refresh every 15 seconds. It doesn't. To have this screen refresh we would need to create a separate screen for adding a new question. Furthermore it has been noticed² in Live Question Tool³ that "[t]he quicker refresh rate can lead it confusion if you have a long list of items and they shift around." You wouldn't want a student to click on a "Me too!" button right before the page refreshes only for the student to find out (s)he voted for another question since the page just re-arranged the questions to match the number of votes received in real time!

Now the student types a new question in the text area provided and pushes "Proceed":

New Question:


I still don't know how to install java on my computer!|

Press to add new question. Other available actions:

² http://ets.tlt.psu.edu/wiki/Live_Question_Tool

³ <http://net.educause.edu/ir/library/pdf/ELI7048.pdf>

Here's how the return screen looks like:

 **On My Mind**

Title: Readiness Assurance Activity
Course: C212 (Thu lab)
Instructions:

Please mention or vote for your most pressing question as we are getting ready to start this lab.


Information collected thus far:

I still don't know how to install java on my computer! Votes: 1

New Question:

Press to add new question. Other available actions:

Now let's suppose other students post questions at the same time so, later, refreshing⁴ we could get:

 **On My Mind**

Title: Readiness Assurance Activity
Course: C212 (Thu lab)
Instructions:

Please mention or vote for your most pressing question as we are getting ready to start this lab.

Information collected thus far:


<input type="button" value="Me too!"/>	I still don't know how to install java on my computer!	Votes: 1
<input type="button" value="Me too!"/>	How do we install and run DrJava? Do we even need to do that?	Votes: 1
<input type="button" value="Me too!"/>	Will we ever use BlueJ in this class?	Votes: 1
<input type="button" value="Me too!"/>	Is silo the preferred platform for the lab work?	Votes: 1
<input type="button" value="Me too!"/>	I heard about Eclipse? What is it?	Votes: 1

New Question:

Press to add new question. Other available actions:

⁴ By hand!

You can try voting for questions now:

 **On My Mind**

Title: Readiness Assurance Activity
Course: C212 (Thu lab)
Instructions:

Please mention or vote for your most pressing question as we are getting ready to start this lab.

Information collected thus far:

<input type="button" value="Me too!"/>	Will we ever use BlueJ in this class?	Votes: 2
<input type="button" value="Me too!"/>	I still don't know how to install java on my computer!	Votes: 1
<input type="button" value="Me too!"/>	How do we install and run DrJava? Do we even need to do that?	Votes: 1
<input type="button" value="Me too!"/>	Is silo the preferred platform for the lab work?	Votes: 1
<input type="button" value="Me too!"/>	I heard about Eclipse? What is it?	Votes: 1

New Question:

Press to add new question. Other available actions:

Voting for someone else's question adds a vote (the first one you vote for that question) and the order of questions is immediately updated. The instructor interface reflects the change and it also shows the usernames of the students who posted the questions (the owners) upon refresh.

Voting for your own question highlights your question but doesn't add votes.



Important Note: to show students in real time what's being collected we recommend that you log in as both instructor and student and show the class your student interface which you can refresh at strategically chosen intervals of times. We'll see how this goes, then we can add automatic refresh after we see how things actually work in the classroom during the first week of administration.

Disclaimer

On My Mind is ready for me. I hope it is ready for you too.

If you need my assistance please let me know at: dgerman@indiana.edu